

## Introducing SP.eye<sup>®</sup>

### The ONLY sharps safe intravitreal injection system



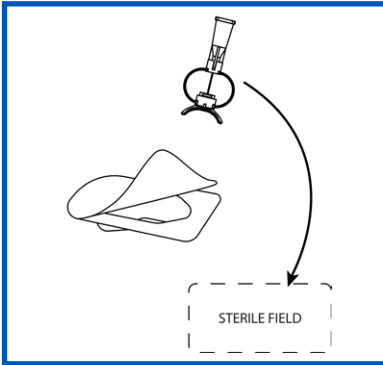
**SP·EYE**<sup>®</sup>  
SAFETYPRECISION

- SP.eye<sup>®</sup> is a one-piece device combining a 30 G needle, delivery guide and fully integrated, sharps safe system, for intravitreal injections.
- SP.eye<sup>®</sup> allows any suitably qualified medical professional to deliver intravitreal therapies, including all current anti-VEGF agents.
- SP.eye<sup>®</sup> supports the move to a nurse-lead intravitreal service.
- SP.eye<sup>®</sup> requires no assembly, and reduces the steps in the intravitreal workflow.
- SP.eye<sup>®</sup> features a guiding footplate to ensure precise and stable, reproducible delivery of the intravitreal injection.
- After use, it is easily locked safe before being disposed of.

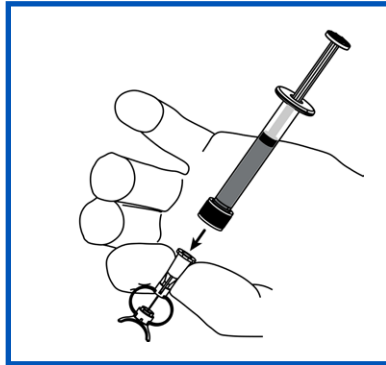


Distributed by:  
**Medix21 Surgical**  
29 Jarden Mile Ngauranga 6035  
p 0800 633 4921 / 021 734 762  
e [camille@medix21.co.nz](mailto:camille@medix21.co.nz)  
w [medix21surgical.co.nz](http://medix21surgical.co.nz)

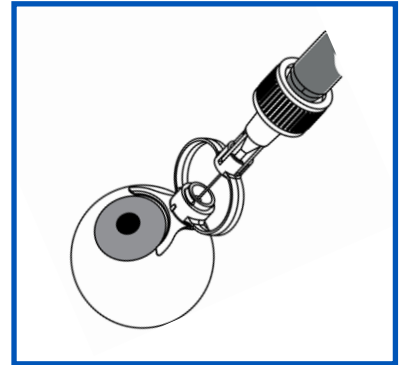
## Using SP.eye<sup>®</sup>



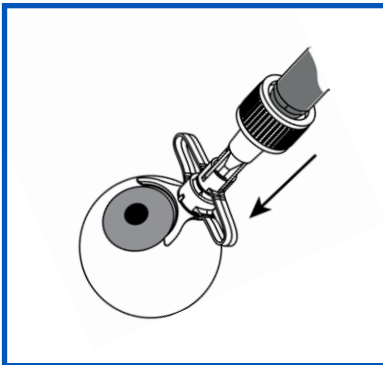
1. Open SP.eye onto the sterile field



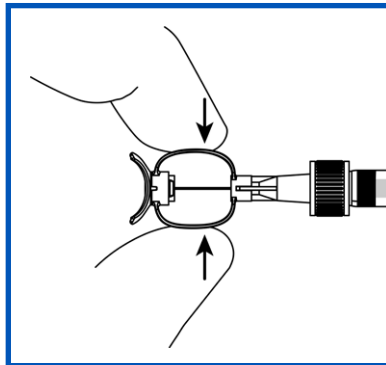
2. Holding hub, connect SP.eye to syringe and expel any air



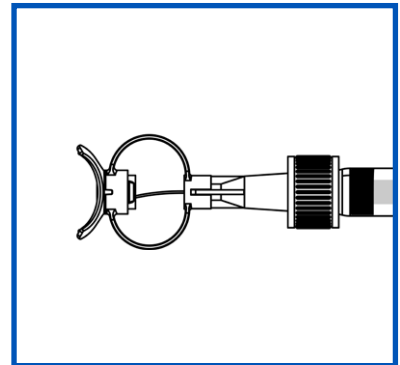
3. Align inner curve to limbus Ensure foot is fully in contact with eye



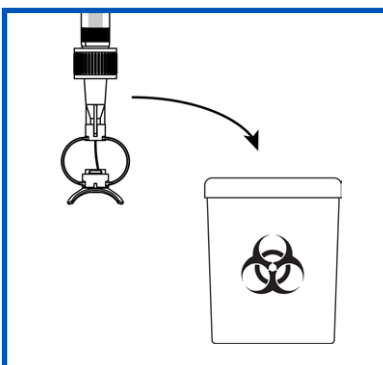
4. Push syringe until spring is fully compressed and inject



5. After use squeeze both arms until "CLICK!"



6. SP.eye is locked when needle is visibly displaced



7. Dispose of SP.eye and syringe in appropriate container

**SP·EYE**<sup>®</sup>  
SAFETYPRECISION